


Data Sheet

Check valve Type **CCV**

Magnetic type



Magnetic type check valves are designed for installation in commercial refrigerating systems and in residential or industrial air conditioning plants. They are used to control the unidirectional flow of refrigerant to prevent backflow; the magnetic actuator guarantees a high reliability standard.

Features:

- Ensure the correct flow direction
- Hermetic construction design, is applicable for flammable refrigerants
- Magnetic closure element for high reliability standard
- Low pressure drop during operation
- 100% copper connections for easier soldering
- Can be installed in any position and direction in the system
- Declaration according to PED

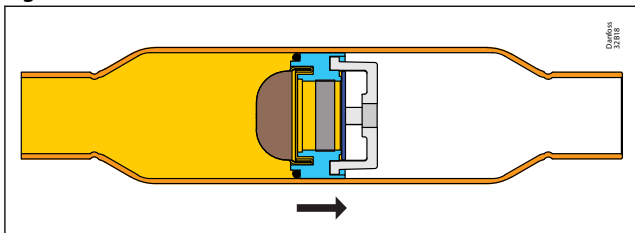
ЮГОВ - Проект

інженерно-виробниче підприємство

Офіційний дистриб'ютор
Danfoss в Україніugov.ua

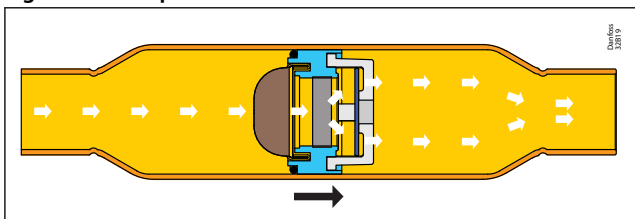
Functions

Figure 1: CCV closed



When the differential pressure is less than Min. opening pressure or has reverse pressure, CCV is closed. The diaphragm is attracted by magnet and stay in the left of the bracket.

Figure 2: CCV opened



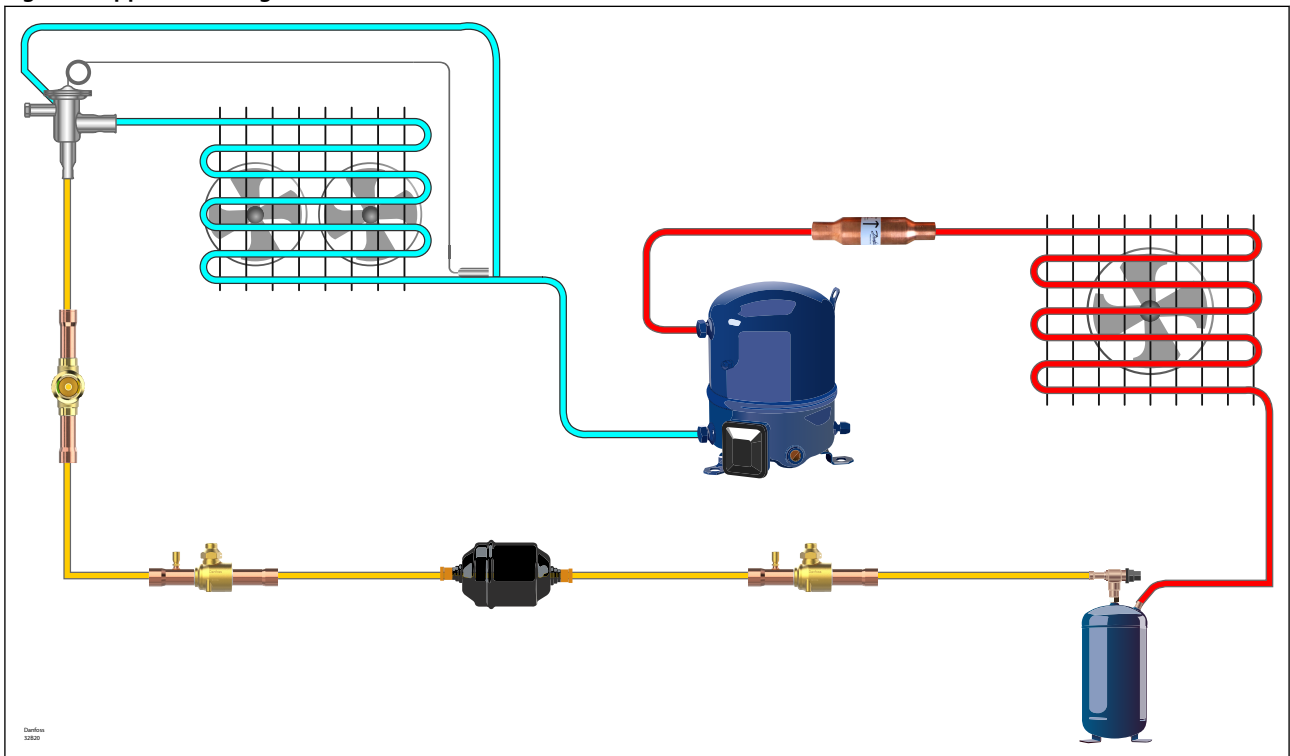
When the refrigerant flows through the valve and the differential pressure is more than Min. opening pressure, the diaphragm will move to the right of bracket, then the valve will open.

Application

Typical applications for CCV valves are:

- Cold room
- Heat pump
- Chillers
- VRF

Figure 3: Application Diagram



Media

Table 1: Media

Valve type	Description	PED category [Fluid Group I] ⁽¹⁾	PED category [Fluid Group II] ⁽²⁾
CCV 6s-28s	R134a, R22/R407C, R290, R404A/R507A, R407A, R407F, R407H, R410A, R448A, R449A, R449B, R450A, R452A, R452B, R454A, R454B, R454C, R455A, R513A, R515B, R516A, R600, R600a, R1233zd(E), R1234ze(E), R1234yf, R1270	Art. 4.3	Art. 4.3
CCV 35s		N/A	

⁽¹⁾ Fluid group I (flammable or toxic refrigerants)

⁽²⁾ Fluid group II (non-toxic and non-flammable refrigerants)

Features	Description
Refrigerant oil	POE, PAG (PVE, PAO)

NOTE:

- For a complete list of approved refrigerants, visit <http://store.danfoss.com/> and search for individual code numbers, where refrigerants are listed as part of product details.
- This product is approved for R290, R452B, R454A, R454B, R454C, R455A, R516A, R600, R600a, R1234ze(E), R1234yf and R1270 by ignition source assessment in accordance to standard EN ISO 80079-36.
- R1234ze(E) can be used for CCV size up to 35s according to the PED category I, Fluid II
- CCV is not suitable for oil line application. For detailed information please contact Danfoss.
- CCV 35s can be used with flammable refrigerants, without declaration of PED category II

Product specification

Technical data

Table 2: Technical data

Technical data	Values
Max. working pressure	CCV 6s - 28s: 45 bar / 653 psig CCV 35s: 45 bar/653 psig (032B1039) CCV 35s: 35 bar/508 psig (032B1035)
Max. backward differential pressure	CCV 6s - 22s: 45 bar / 653 psig CCV 28s - 35s: 30 bar / 435 psig in liquid line CCV 28s - 35s: 40 bar / 580 psig in gas line
Media temperature range	-50 °C - 155°C / -58 °F - 311°
Environmental transport/storage temperature and humidity	-40 – 65 °C / -40 – 150 °F. Air humidity: RH≤95%.
Flow direction	Single flow
Filter	30 meshes/inch2
Serviceable	No

Identification

Relevant product data is available on the product and box label. An example of a box label and product label are shown, including an explanation of the content.

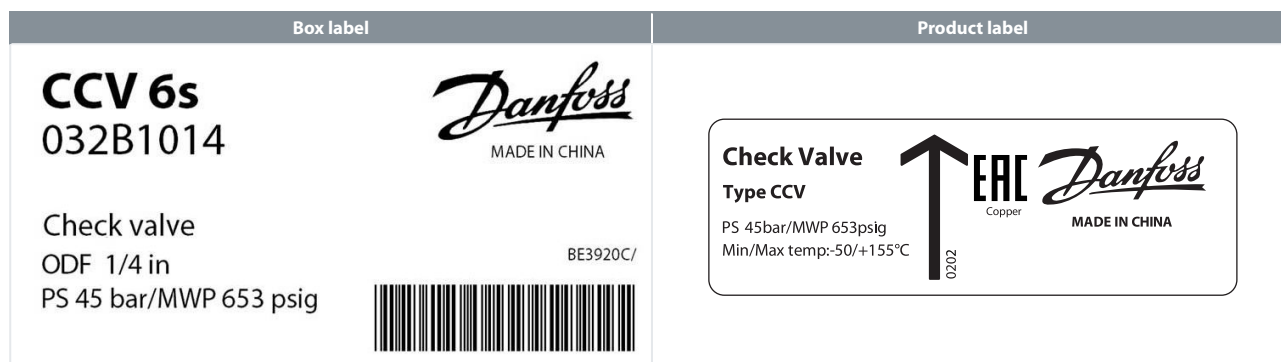
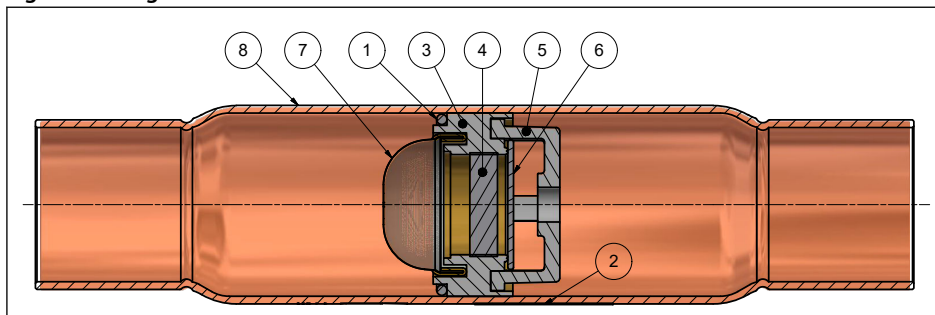


Table 3: Product and label text

Position	Inscription	Explanation
Box label	CCV 6s	Product type
Box label	032B1014	Code number
Box label; Product label	Check valve	Product name
Box label	ODF 1/4 in	Connection size and type
Box label; Product label	PS 45 bar/MWP 653 psig	Max. working pressure in bar and psig
Box label	BE3920C	Code for production place and time (BE = Wuqing, week 39, year 2020, weekday C = Wednesday)
Box label; Product label	MADE IN CHINA	Manufacturing site acc. to EN standards
Box label	EAN code	Barcode for individual code no. identification according to EAN standard
Product label	Min/Max temp: -50/+155 °C	Media temperature range in °C
Product label	Arrow	Open direction
Product label	Additional information: Relevant approval authority logos	-

Design and Materials

Figure 4: Design and materials



Position	Description	Material
1	Solder ring	Sn-Cu alloy
2	Product label	Paper
3	Valve seat	Brass
4	Magnet	Al-Ni-Co alloy
5	Bracket	Al alloy
6	Diaphragm	Steel
7	Filter 30 mesh	Steel +Brass
8	Valve body tube	Copper

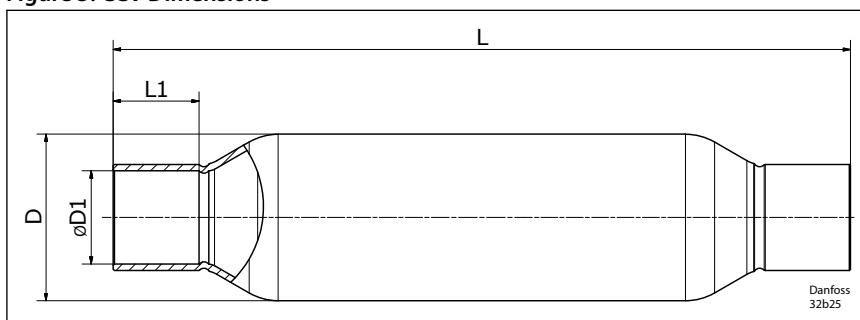
Dimensions

We have chosen to show dimensions of the major versions.

You will find downloadable dimension drawings for individual code numbers on Danfoss store as part of the Visuals tab for individual code numbers.

Weights also differ depending on the design of the individual code numbers. Weights are available as part of the technical data for individual code numbers on Danfoss store.

Figure 5: CCV Dimensions



Check valve, Type CCV

Table 4: Dimensions

Type	Connection size	[\varnothing D1]	[\varnothing D1] tolerance	L	L1	D	Net weight	Code no.
		[mm]	[mm]	[mm]	[mm]	[mm]	[kg]	
CCV 6s	1/4 in.	6.42	0/+0.15	102	10	22.3	0.08	032B1014
	6 mm	6.07						032B1006
CCV 10s	3/8 in.	9.65		102	10	22.3	0.08	032B1038
	10 mm	10.07						032B1010
CCV 10s ⁽¹⁾	1/2 in.	12.75		102	14	22.3	0.08	032B1013
	12 mm	12.07						032B1015
CCV 12s	1/2 in.	12.75		127	14	28.7	0.13	032B1048
	12 mm	12.07						032B1012
CCV 16s	5/8 in.	16.07		127	15	28.7	0.14	032B1016
	16 mm							
CCV 16s ⁽¹⁾	3/4 in.	19.05		127	18	28.7	0.14	032B1017
	19 mm							
CCV 16s ⁽¹⁾	7/8 in.	22.3		127	21	28.7	0.14	032B1079
	22 mm							
CCV 19s	3/4 in.	19.05		178	18	34.6	0.27	032B1019
	19 mm							
CCV 22s	7/8 in.	22.3		178	21	41.7	0.37	032B1078
	22 mm							
CCV 28s	1 1/8 in.	28.65	213	25	54.4	0.75	032B1118	
	28 mm	28.08					032B1028	
CCV 35s(45bar)	1 3/8 in.	35.05	238	26	68	1.35	032B1039	
	35 mm							
CCV 35s(35bar)	1 3/8 in.	35.05	238	26	66.7	1.06	032B1035	
	35 mm							

⁽¹⁾ Oversize connections

Ordering

Multipack contains several items, individually packed, so that customers can purchase 1 item and receive all relevant documentation.

Table 5: Ordering

Type	Code no.	Multi pack Qty/pack	Connection Solder ODF × ODF		Min. OPD Δp ⁽²⁾ [bar]	Kv ⁽³⁾ [m ³ /h]	Max. working pressure [bar]	Max. backwards diff. pressure ⁽⁴⁾ [bar]	Media temperature range	PED category [Fluid Group 1]	PED category [Fluid Group 2]
			in.	mm							
CCV 6s	032B1014	102	1/4	-	0.02	0.95	45	45	-50 °C - 155 °C	Art. 4.3	Art. 4.3
	032B1006	102	-	6	0.02	0.95	45	45			
CCV 10s	032B1038	102	3/8	-	0.02	1.31	45	45			
	032B1010	102	-	10	0.02	1.31	45	45			
CCV 10s ⁽¹⁾	032B1013	102	1/2	-	0.02	1.31	45	45			
	032B1015	102	-	12	0.02	1.31	45	45			
CCV 12s	032B1048	72	1/2	-	0.02	2.6	45	45			
	032B1012	72	-	12	0.02	2.6	45	45			
CCV 16s	032B1016	72	5/8	16	0.02	2.9	45	45			
CCV 16s ⁽¹⁾	032B1017	72	3/4	19	0.02	2.9	45	45			
	032B1079	72	7/8	22	0.02	2.9	45	45			
CCV 19s	032B1019	28	3/4	19	0.02	4.2	45	45			
CCV 22s	032B1078	24	7/8	22	0.02	7.1	45	45			
CCV 28s	032B1118	12	1 1/8	-	0.02	14.3	45	30/40			
	032B1028	12	-	28	0.02	14.3	45	30/40			
CCV 35s	032B1039	5	1 3/8	35	0.02	22.5	45	30/40			
	032B1035	5			0.02	22.5	35	30/40			

⁽¹⁾ Oversize connections

⁽²⁾ Δp = Minimum Opening Pressure Differential

⁽³⁾ The Kv value is the flow of water in [m³/h] at a pressure drop across valve of 1 bar. ρ = 1000 kg/m³

⁽⁴⁾ The Max. backward differential pressure is the maximum differential pressure across the valve from reverse direction.(the differential pressure from outlet to inlet of valve) CCV 28s - 35s: 30 bar / 435 psig in liquid line ; 40 bar / 580 psig in gas line

Certificates, declarations, and approvals

The list contains all certificates, declarations, and approvals for this product type. Individual code number may have some or all of these approvals, and certain local approvals may not appear on the list.

Some approvals may change over time. You can check the most current status at danfoss.com or contact your local Danfoss representative if you have any questions.

EAC

Table 6: Certificates, declarations, and approvals

File name	Document type	Document topic	Approval authority
RU Д-ДК.БЛ08.В.03644	EAC Declaration	Machinery & Equipment	EAC
RU Д-ДК.БЛ08.В.01690_19	EAC Declaration	PED	EAC
033F4006	Manufacturers Declaration	China RoHS	Danfoss
033F4017.AA	Manufacturers Declaration	EN ISO 14903:2017 Level A1	Danfoss
033F4053.AA	Manufacturers Declaration	PED, ROHS	Danfoss

Online support

Danfoss offers a wide range of support along with our products, including digital product information, software, mobile apps, and expert guidance. See the possibilities below.

The Danfoss Product Store



The Danfoss Product Store is your one-stop shop for everything product related—no matter where you are in the world or what area of the cooling industry you work in. Get quick access to essential information like product specs, code numbers, technical documentation, certifications, accessories, and more.

Start browsing at store.danfoss.com.

Find technical documentation



Find the technical documentation you need to get your project up and running. Get direct access to our official collection of data sheets, certificates and declarations, manuals and guides, 3D models and drawings, case stories, brochures, and much more.

Start searching now at www.danfoss.com/en/service-and-support/documentation.

Danfoss Learning



Danfoss Learning is a free online learning platform. It features courses and materials specifically designed to help engineers, installers, service technicians, and wholesalers better understand the products, applications, industry topics, and trends that will help you do your job better.

Create your Danfoss Learning account for free at www.danfoss.com/en/service-and-support/learning.

Get local information and support



Local Danfoss websites are the main sources for help and information about our company and products. Find product availability, get the latest regional news, or connect with a nearby expert—all in your own language.

Find your local Danfoss website here: www.danfoss.com/en/choose-region.

Coolselector®2 - find the best components for you HVAC/R system



Coolselector®2 makes it easy for engineers, consultants, and designers to find and order the best components for refrigeration and air conditioning systems. Run calculations based on your operating conditions and then choose the best setup for your system design.

Download Coolselector®2 for free at coolselector.danfoss.com.

Danfoss A/S

Climate Solutions • danfoss.com • +45 7488 2222

Any information, including, but not limited to information on selection of product, its application or use, product design, weight, dimensions, capacity or any other technical data in product manuals, catalogues descriptions, advertisements, etc. and whether made available in writing, orally, electronically, online or via download, shall be considered informative, and is only binding if and to the extent, explicit reference is made in a quotation or order confirmation. Danfoss cannot accept any responsibility for possible errors in catalogues, brochures, videos and other material. Danfoss reserves the right to alter its products without notice. This also applies to products ordered but not delivered provided that such alterations can be made without changes to form, fit or function of the product.

All trademarks in this material are property of Danfoss A/S or Danfoss group companies. Danfoss and the Danfoss logo are trademarks of Danfoss A/S. All rights reserved.