



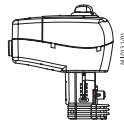
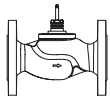
Operating Guide

**VF 2, VF 3 DN 15-150**  
**VL 2, VL 3 DN 15-100**

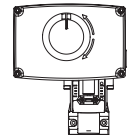


MAINTENANCE  
FREE

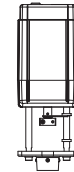
**VF 2, VL 2**  
(DN 15-80)



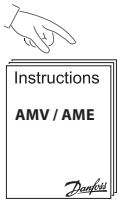
AMV(E) 335, 435 +  
VF, VL (DN 15-80)



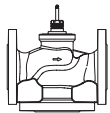
AMV(E) 438 SU +  
VF, VL (DN 15-50)



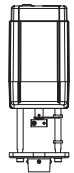
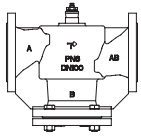
AMV(E) 56 +  
VF, VL (DN 65, 80) +  
adapter **065Z0312**



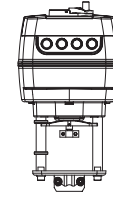
**VF 3, VL 3**  
(DN 15-80)



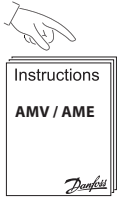
**VF 2, VL 2**  
(DN 100)



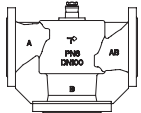
AMV(E) 55, 56 +  
VF, VL (DN 100)



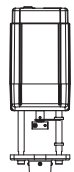
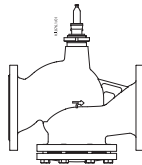
AMV(E) 65x +  
VF, VL (DN 100)



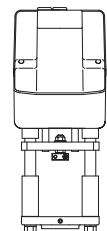
**VF 3, VL 3**  
(DN 100)



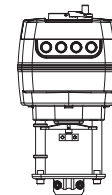
**VF 2**  
(DN 125, 150)



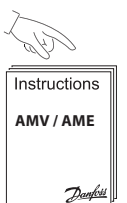
AMV(E) 55, 56 +  
VF (DN 125, 150)



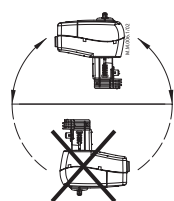
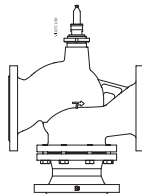
AMV(E) 85, 86 +  
VF (DN 125, 150)



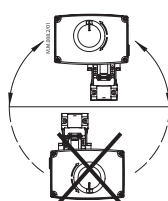
AMV(E) 65x + VF (DN 125, 150)



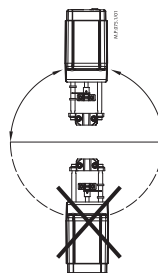
**VF 3**  
(DN 125, 150)



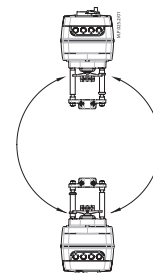
IP 54  
AMV(E) 335/435



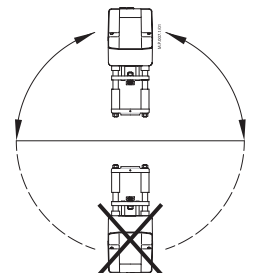
IP 54  
AMV(E) 438 SU/25/35



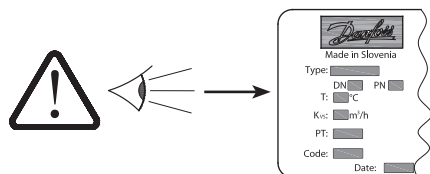
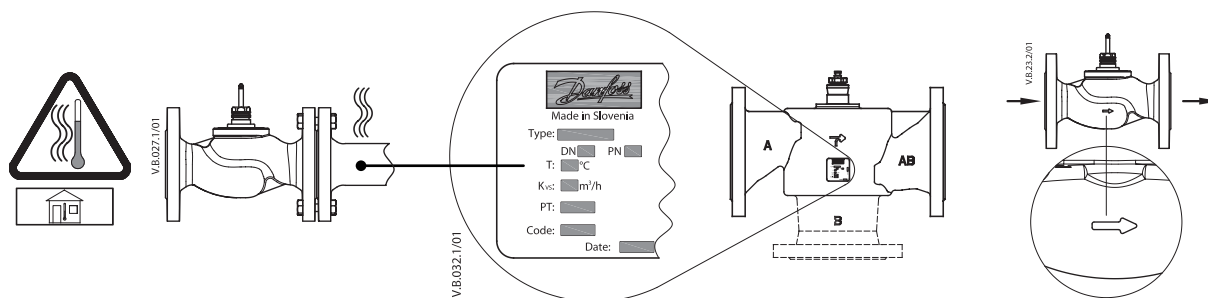
IP 54  
AMV(E) 55/56



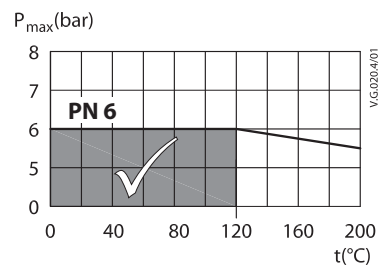
IP 54  
AMV(E) 65X



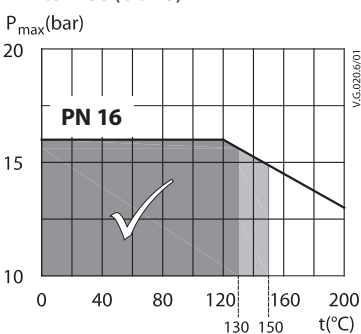
IP 54  
AMV(E) 85/86



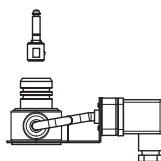
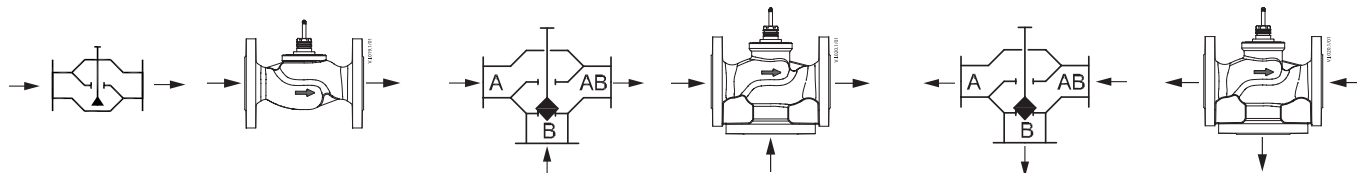
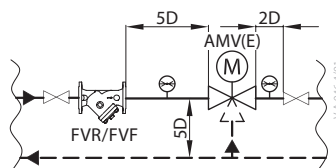
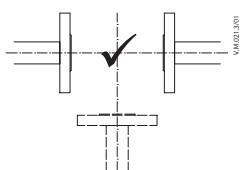
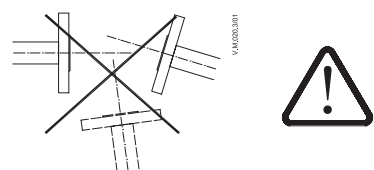
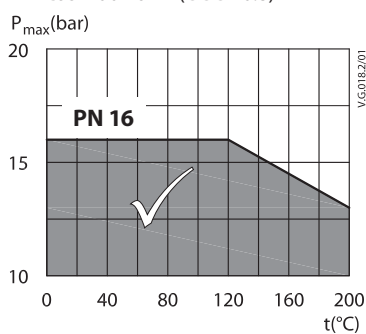
**VL 2, VL 3 (DN 15-100)**  
EN-GJL-250 (GG-25)



**VF 2, VF 3 (DN 15-100)**  
EN-GJL-250 (GG-25)

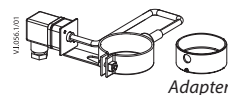


**VF 2, VF 3 (DN 125, 150)**  
EN-GJS-400-18-LT (GGG 40.3)



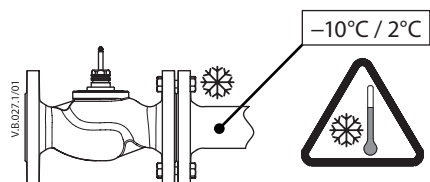
**Stem heater 065Z0315**

DN	Actuators
15-80	AMV(E) 335, 435
15-50	AMV(E) 438 SU
15-50	AMV(E) 25 (SU/SD)/35 + adapter 065Z0311
65-80	AMV(E) 56 + adapter 065Z0312



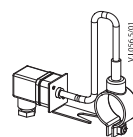
**Stem heater 065Z7022**

DN	Actuators
100	AMV(E) 55, 56
125, 150	AMV(E) 55, 56, 65x



**Stem heater 065Z7020**

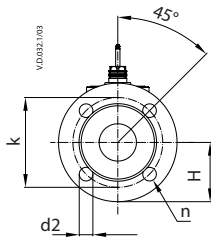
DN	Actuators
100	AMV(E) 55, 56, 65x



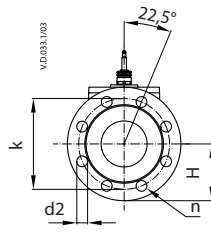
**Stem heater 065Z7021**

DN	Actuators
125, 150	AMV(E) 85, 86

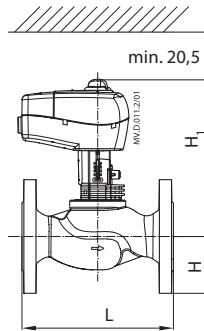
**VF DN15-150 / VL DN15-100**



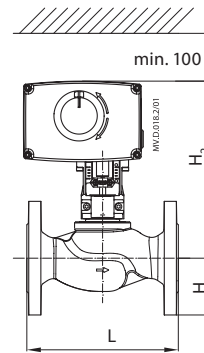
VF 2 (DN 15-65)  
VL 2 (DN 15-80)



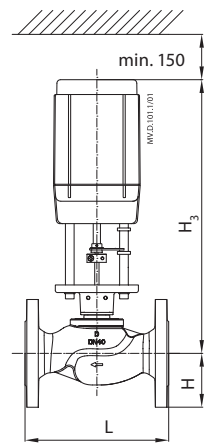
VF 2 (DN 80)



AMV(E) 335, 435 +  
VL 2 (DN 15-80)



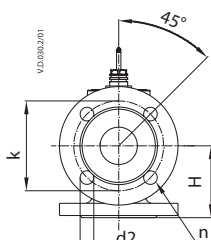
AMV(E) 438 SU +  
VL 2 (DN 15-50)  
AMV(E) 25 (SU/SD), 35 +  
VF 2 (DN 15-50) +  
adapter 065Z0311



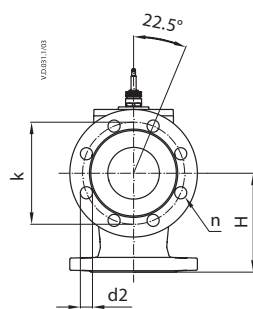
AMV(E) 56 +  
VL 2 (DN 65-80) +  
adapter 065Z0312

Type	DN	mm							n
		L	H	H <sub>1</sub>	H <sub>2</sub>	H <sub>3</sub>	k	d2	
VF 2	15	130	47,5	191	216	-	65	14	4
	20	150	52,5	194	218	-	75	14	4
	25	160	57,5	197	222	-	85	14	4
	32	180	70	202	226	-	100	19	4
	40	200	75	213	237	-	110	19	4
	50	230	82,5	218	242	-	125	19	4
	65	290	92,5	254	-	428	145	19	4
	80	310	100	258	-	432	160	19	8

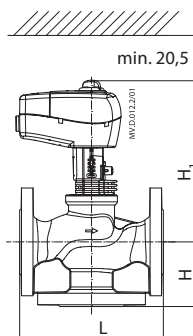
Type	DN	mm							n
		L	H	H <sub>1</sub>	H <sub>2</sub>	H <sub>3</sub>	k	d2	
VL 2	15	130	40	191	216	-	55	11	4
	20	150	45	194	218	-	65	11	4
	25	160	50	197	222	-	75	11	4
	32	180	60	202	226	-	90	14	4
	40	200	65	213	237	-	100	14	4
	50	230	70	218	242	-	110	14	4
	65	290	88	254	-	428	130	14	4
	80	310	95	258	-	432	150	19	4



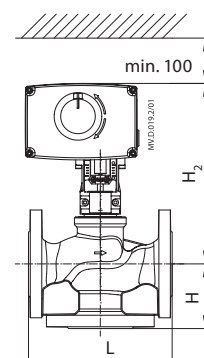
VF 3 (DN 15-65)  
VL 3 (DN 15-80)



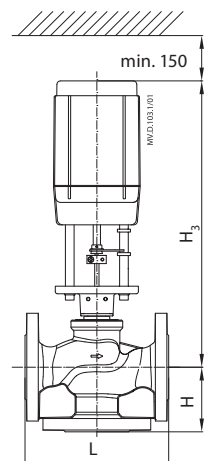
VF 3 (DN 80)



AMV(E) 335, 435 +  
VL 2 (DN 15-80)



AMV(E) 438 SU +  
VL 2 (DN 15-50)  
AMV(E) 25 (SU/SD), 35 +  
VF 2 (DN 15-50) +  
adapter 065Z0311

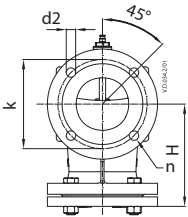


AMV(E) 56 +  
VL 2 (DN 65-80) +  
adapter 065Z0312

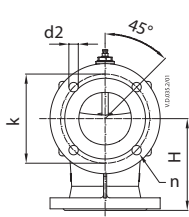
Type	DN	mm							n
		L	H	H <sub>1</sub>	H <sub>2</sub>	H <sub>3</sub>	k	d2	
VF 3	15	130	63	191	216	-	65	14	4
	20	150	70	194	218	-	75	14	4
	25	160	75	197	222	-	85	14	4
	32	180	80	202	226	-	100	19	4
	40	200	90	230	255	-	110	19	4
	50	230	100	243	267	-	125	19	4
	65	290	120	254	-	428	145	19	4
	80	310	155	270	-	444	160	19	8

Type	DN	mm							n
		L	H	H <sub>1</sub>	H <sub>2</sub>	H <sub>3</sub>	k	d2	
VL 3	15	130	63	191	216	-	55	11	4
	20	150	70	194	218	-	65	11	4
	25	160	75	197	222	-	75	11	4
	32	180	80	202	226	-	90	14	4
	40	200	90	230	255	-	100	14	4
	50	230	100	243	267	-	110	14	4
	65	290	120	254	-	428	130	14	4
	80	310	155	270	-	432	150	19	4

VF DN15-150 / VL DN15-100

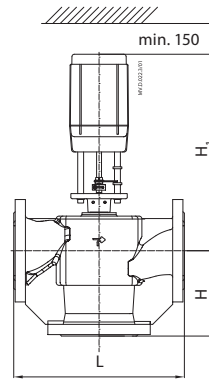


VL 2 (DN 100)

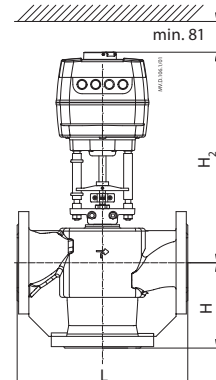


VL 3 (DN 100)

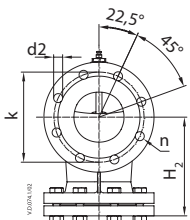
Type	DN	L	H	mm			k	d2	n
				H <sub>1</sub>	H <sub>2</sub>	H <sub>3</sub>			
VL 2	100	350	196	406	450	170	18	4	
VL 3			175						



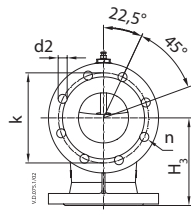
AMV(E) 55, 56 +  
VL 2, VL 3 (DN 100)



AMV(E) 65x +  
VL 2, VL 3 (DN 100)

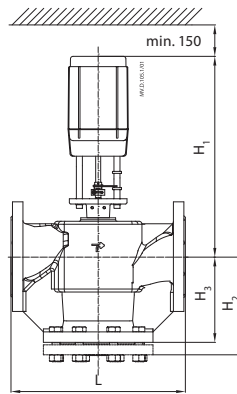


VF 2 (DN 100)

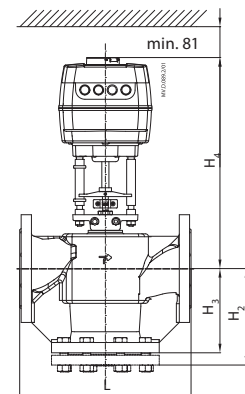


VF 3 (DN 100)

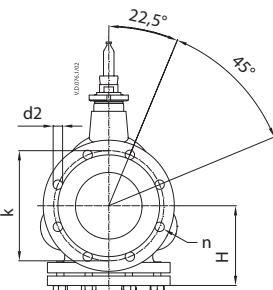
Type	DN	L	H <sub>1</sub>	H <sub>2</sub>	H <sub>3</sub>	H <sub>4</sub>	k	d2	n
VF 2	100	350	406	196	-	450	170	18	8
VF 3				-	175				



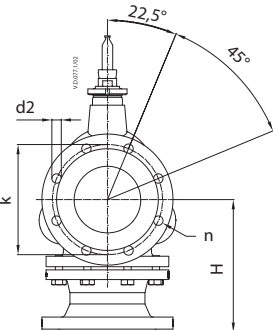
AMV(E) 55, 56 +  
VF 2, VF 3 (DN 100)



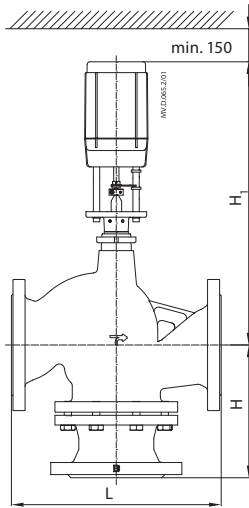
AMV(E) 65x +  
VF 2, VF 3 (DN 100)



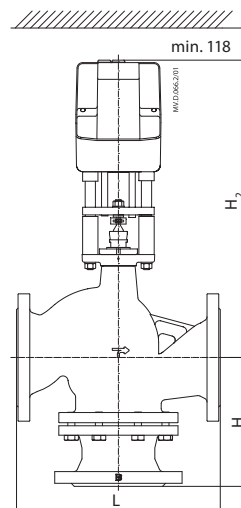
VF 2 (DN 125, 150)



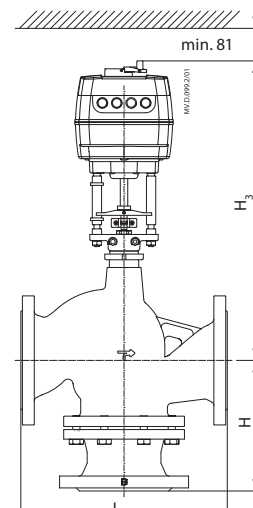
VF 3 (DN 125, 150)



AMV(E) 55, 56 +  
VF 2, VF 3 (DN 125, 150)



AMV(E) 85, 86 +  
VF 2, VF 3 (DN 125, 150)



AMV(E) 65x +  
VF 2, VF 3 (DN 125, 150)

Type	DN	L	H	mm			k	d2	n
				H <sub>1</sub>	H <sub>2</sub>	H <sub>3</sub>			
VF 2	125	400	160	555	629	595	210	18	8
	150	480	200	560	682	648	240	22	8
VF 3	125	400	250	555	629	595	210	18	8
	150	480	300	560	682	648	240	22	8

Danfoss A/S

Climate Solutions • danfoss.com • +45 7488 2222

All information, including, but not limited to information on selection of product, its application or use, product design, weight, dimensions, capacity or any other technical data in product manuals, catalogues descriptions, advertisements, etc. and whether made available in writing, orally, electronically, online or via download, shall be considered informative, and is only binding if and to the extent, explicit reference is made in a quotation or order confirmation. Danfoss cannot accept any responsibility for possible errors in catalogues, brochures, videos and other material. Danfoss reserves the right to alter its products without notice. This also applies to products ordered but not delivered provided that such alterations can be made without changes to form, fit or function of the product.

All trademarks in this material are property of Danfoss A/S or Danfoss group companies. Danfoss and the Danfoss logo are trademarks of Danfoss A/S. All rights reserved.