



Installation guide

Shut-off ball valve for R744 (45 bar/650 psi)

Type GBC 6s to GBC 42s

009R8517

009R8517

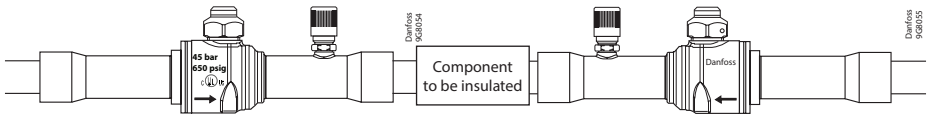
Refrigerant:
R744 (CO₂)

Max. working pressure (PS/MWP):
45 bar/650 psi

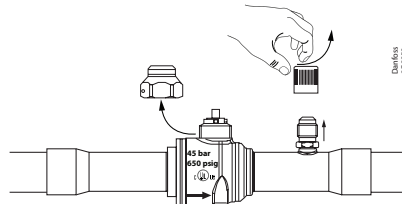
Temperature range:
-40 °C – 100 °C / -40 °F – 212 °F



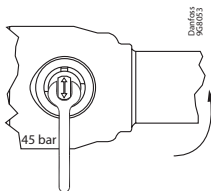
Warning: Applicable to all common non-flammable refrigerants, excluding R717 and to noncorrosive gases/liquids dependent on sealing material compatibility. The design pressure shall not be less than the value outlined in Section 9.2 of ANSI/ASHRAE 15 for the refrigerant used in the system. Only authorized persons are allowed to operate this valve, as closing can cause build-up of excessive pressure in the system. For the application use with R744 as part of a secondary loop or cascade system should refer to the datasheet for more attentions.



Remove cap and access cap (if present)

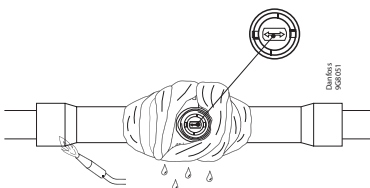


Opening valve

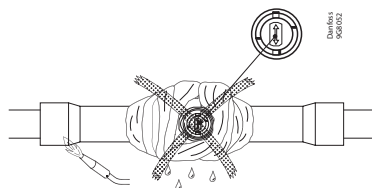


Valve size	Max. Torque	
	Nm	ft-lbs
6s – 22s	7	5.2
28s	17	12.6
35s	20	14.8
42s	34	25.2

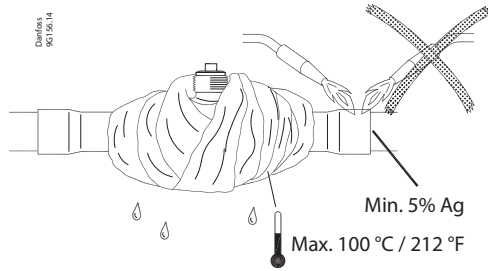
OPEN Position



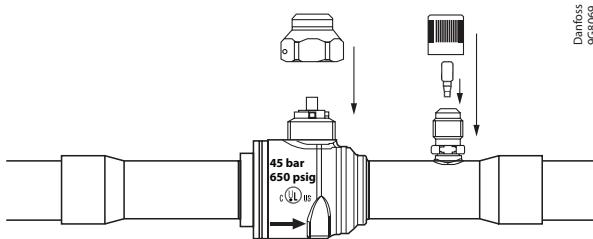
CLOSED Position



Brazing (Copper and Copper alloy)

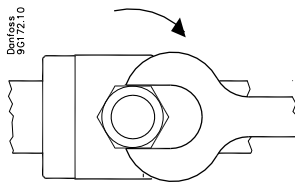


Install Schrader valve (if present) and cap



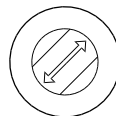
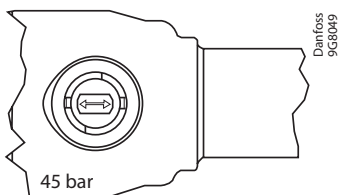
Install Schrader valve with approx. torque 0.3 Nm / 0.2 ft-lbs

Tighten cap

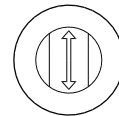


Tighten the cap with approx. torque

Valve size	Max. Torque	
	Nm	ft-lbs
6s – 22s	15	11.0
28s – 35s	20	14.8
42s	32	23.6



Fully closed



Fully open

