



Installation guide

Shut-off ball valve, 49bar for A2L refrigerants Type GBC E

009R9515

009R9515

Refrigerants:

GBC 6s E-28s E: R290, R32, R452B, R454A, R454B, R454C, R455A, R516A, R1234yf

GBC 35s E-79s E: R32, R452B, R454A, R454B, R454C, R455A, R516A, R1234yf

For a complete list of approved refrigerants, visit <http://store.danfoss.com/> and search for individual code numbers, where refrigerants are listed as part of product details.

This product is approved for R290, R32, R452B, R454A, R454B, R454C, R455A, R516A, R1234yf by ignition source assessment in accordance to standard EN ISO80079-36.

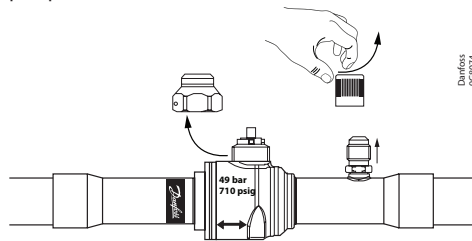
Temperature range:

-40 °C - 100°C / -40 °F - 212°F

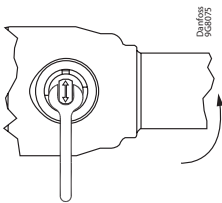
Note: The product can be only used in liquid line and suction line.

Max. working pressure: PS/MWP = 49 bar / 710 psig

Remove cap and access cap (if present)

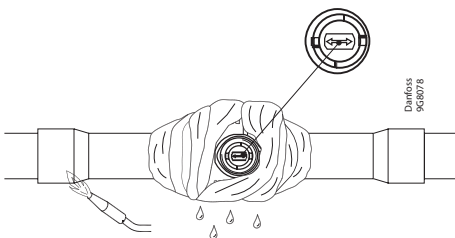


Opening valve

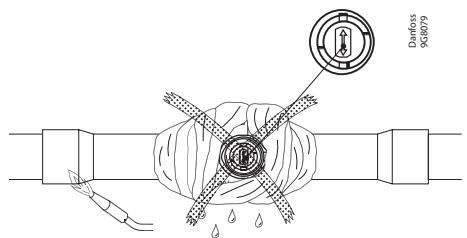


Valve size	Max. Torque	
	Nm	ft-lbs
6s - 22s	7	5.2
25s - 28s	17	12.6
32s - 35s	20	14.8
38s - 54s	34	25.2
67s - 79s RP	34	25.2
67s - 79s	60	44.2

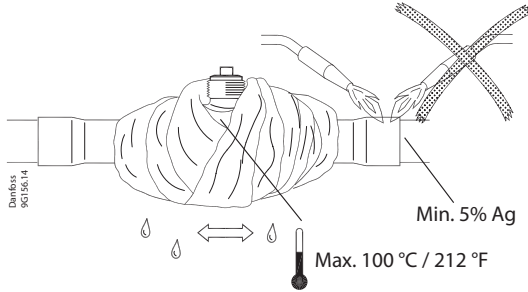
OPEN Position



CLOSED Position

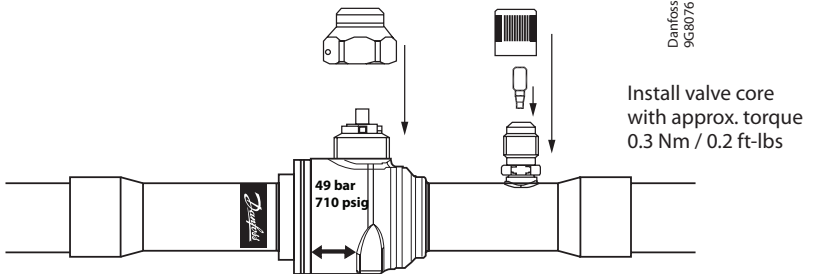


Brazing (Copper and Copper alloy)

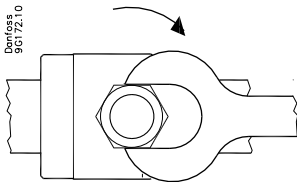


Wet cloth must cover the label !

Install valve core (if present) and cap

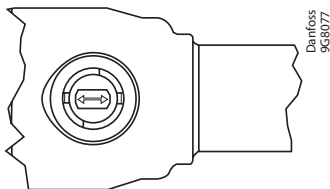


Tighten cap



Tighten the cap with approx. torque

Valve size	Max. Torque	
	Nm	ft-lbs
6s - 12s	10	7.4
16s - 22s	15	11.0
25s - 35s	20	14.8
42s - 79s	32	23.6



Fully closed



Fully open

