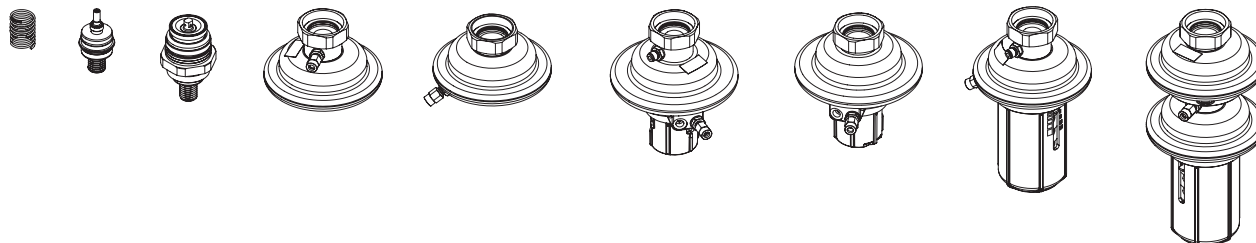




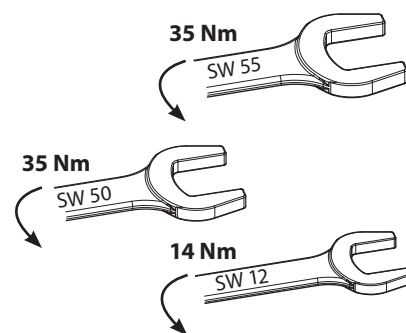
Installation Guide

Service kits



A	PN	DN	Δp (bar)							Code No.
			0.05 ÷ 0.5 0.1 ÷ 0.5	0.2 ÷ 1.0	0.3 ÷ 2.0	0.8 ÷ 1.6	0.2	0.3	0.5	
16	15 ÷ 32		-	×		-	×	-	-	88802586
			-	-		-	-	×	-	88802519
			-	-		-	-	-	×	88802594
			-	-		×	-	-	-	88802608
25	15 ÷ 50			-	-		×		-	88835920
				-	-		-		×	88835930
				-	-		-		×	88835940

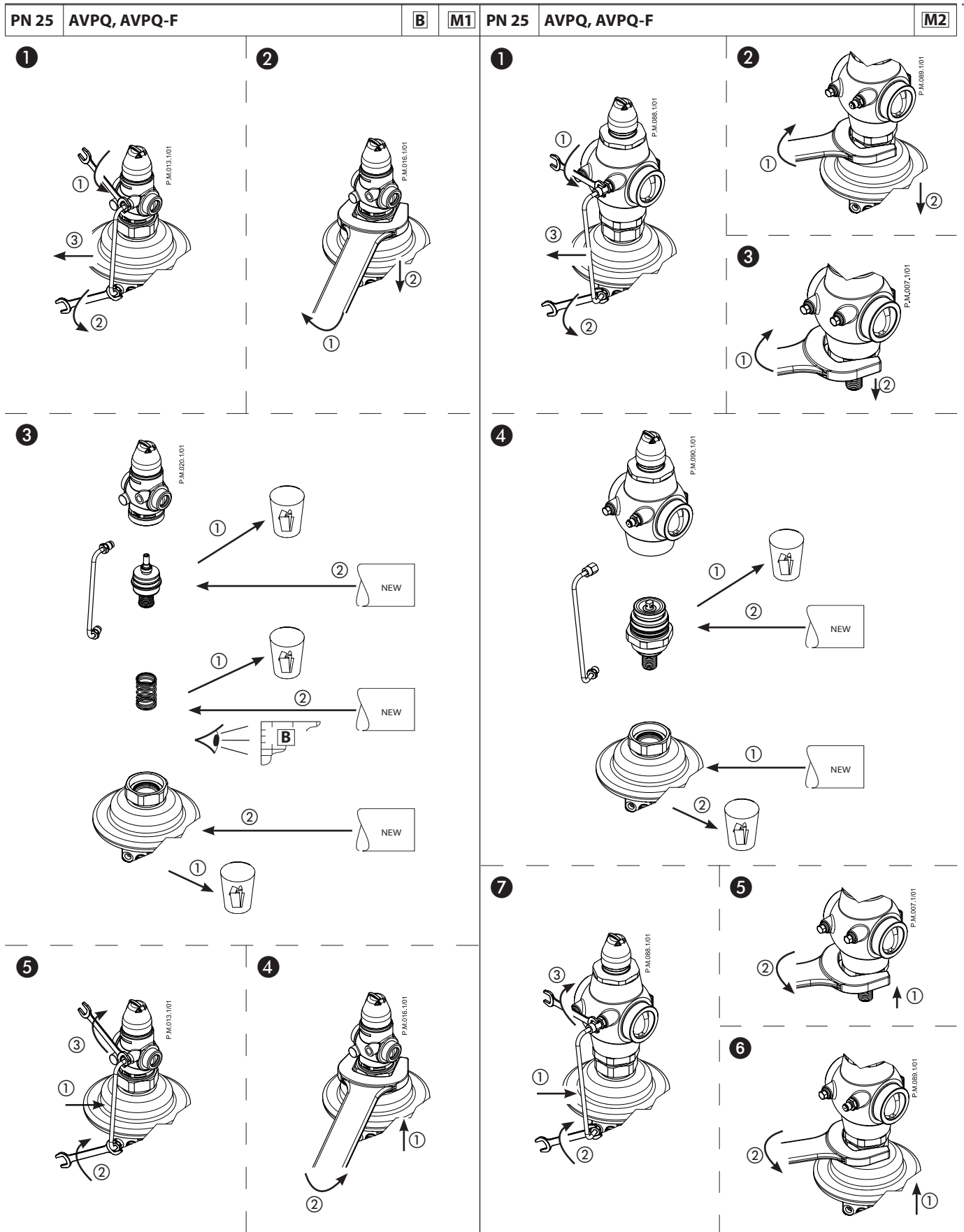
B	PN	DN	Δp ₁ (bar)							Code No.
			0.1 ÷ 0.5	0.2 ÷ 1.0	0.3 ÷ 2.0	0.8 ÷ 1.6	0.2	0.3	0.5	
16	15 ÷ 32							×		88802586
								×		88835920
								-		-

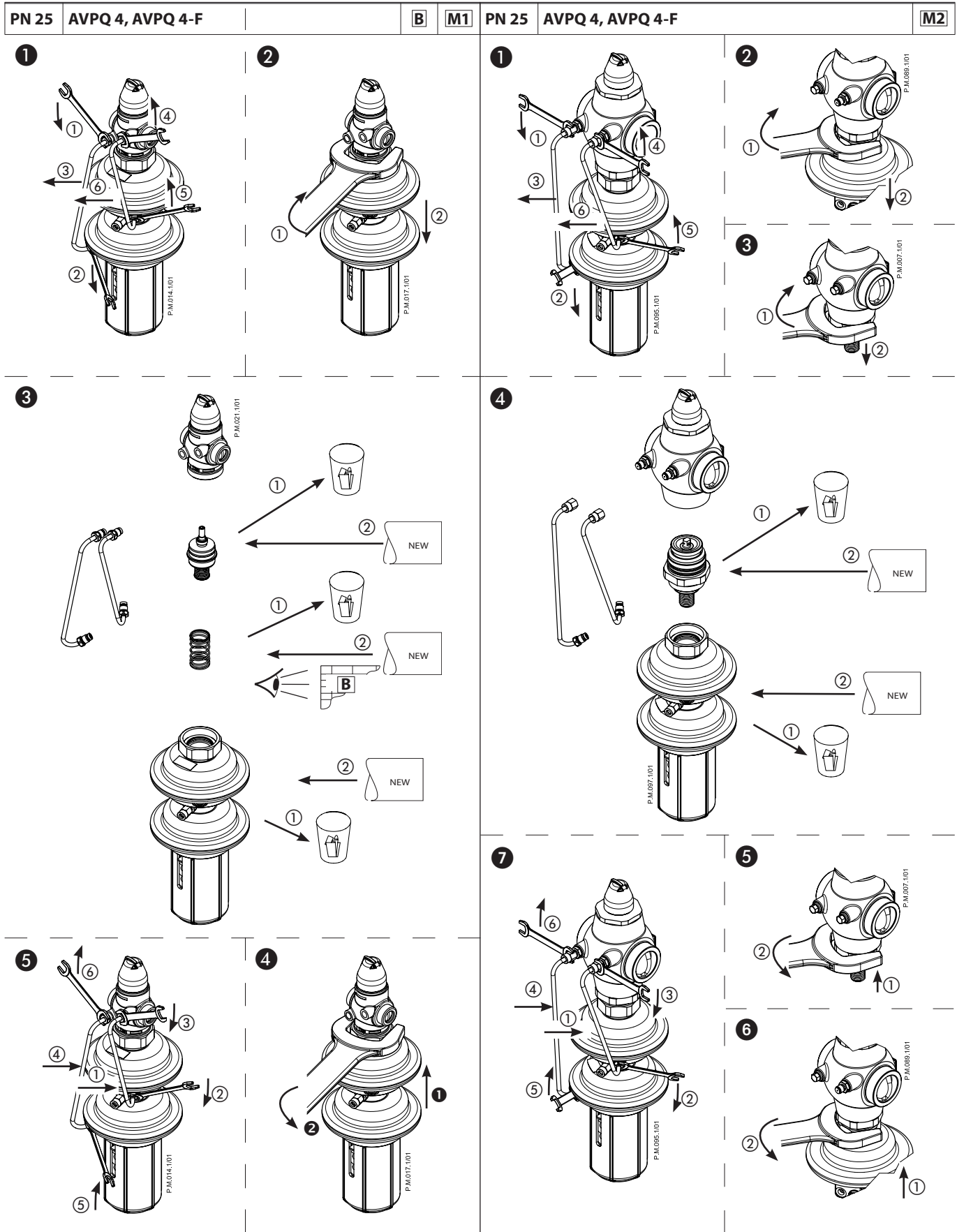


Pag No.	PN	Type	Valve body material
2	25	AVP, AVP-F, AVPB, AVPB-F, AVPBT-F, AVD, AVQ, AVQT, AVQM, AVQMT	M1
2			M2
3		AVPQ, AVPQ-F	M1
3			M2
4		AVPQ 4, AVPQ 4-F	M1
4			M2
5		AVPA	M1
5			M2

M1	CuSn5ZnPb (Rg5)
M2	EN-GJS-400-18-LT (GGG 40.3)

Installation Guide Service kits





Installation Guide Service kits

