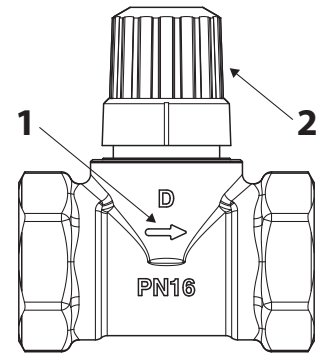


Installation Guide

RA-G / RTD-G High Capacity Valves (Internal Thread)

1 Installation

1. The flow direction must be in accordance with the embossed arrow.
2. Keep the protection cap on the valve, until the actuator is mounted.



2 Application

The RA-G int. / RTD-G int. valve is used as zone control valve with a room thermostat in radiator systems (fig. 1) or floor heating systems (fig. 2).

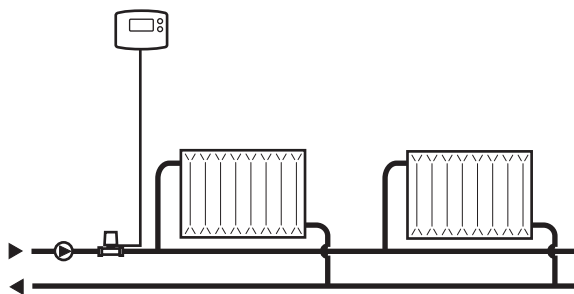


Fig. 1: Radiator system.

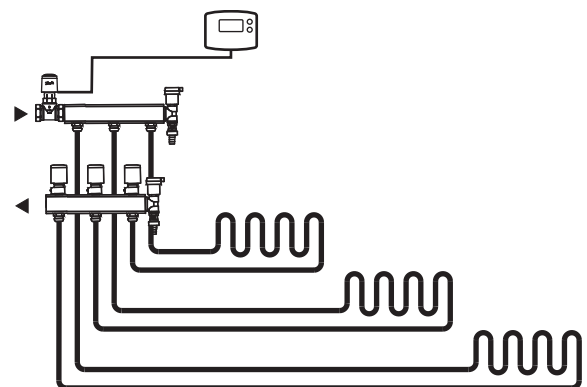


Fig. 2: Floor heating system.



经检验，本产品符合出厂要求

Danfoss A/S
Heating Solutions
Haarupvaenget 11
8600 Silkeborg
Denmark
Phone: +45 7488 8000
Fax: +45 7488 8100
Email: heating.solutions@danfoss.com
www.heating.danfoss.com

Danfoss can accept no responsibility for possible errors in catalogues, brochures and other printed material. Danfoss reserves the right to alter its products without notice. This also applies to products already on order provided that such alterations can be made without subsequential changes being necessary in specifications already agreed. All trademarks in this material are property of the respective companies. Danfoss Heating Solutions and the Danfoss Heating Solutions logotype are trademarks of Danfoss A/S. All rights reserved.
