



Operating Guide

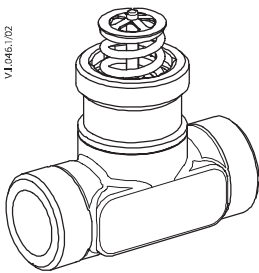
VS 2 DN 15-25



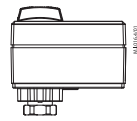
MAINTENANCE
FREE



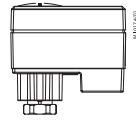
VJ.0816.1/02



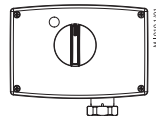
VS 2



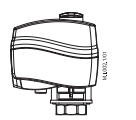
AMV(E) 10 +
VS 2 DN 15-25



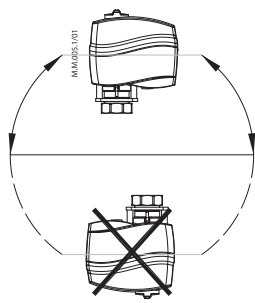
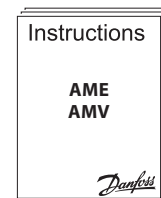
AMV(E) 13 +
VS 2 DN 15-25



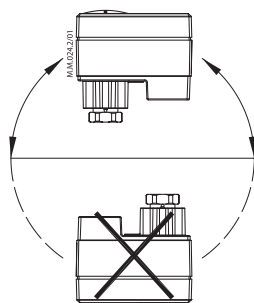
AMV(E) 20/30, 23/33 +
VS 2 DN 15-25



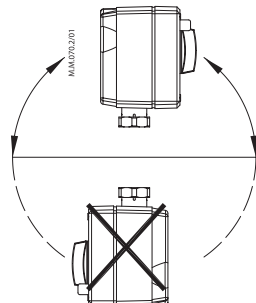
AMV 150 +
VS 2 DN 15



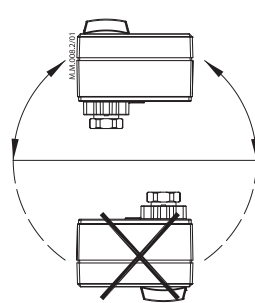
IP 54
AMV 150



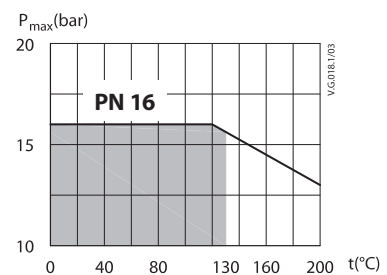
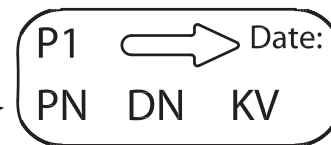
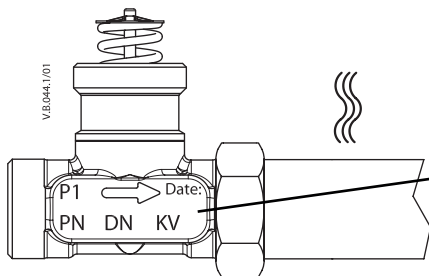
IP 54
AMV(E) 13



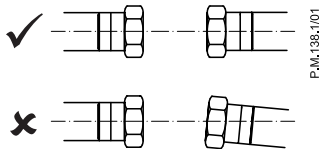
IP 54
AMV(E) 20/30, 23/33



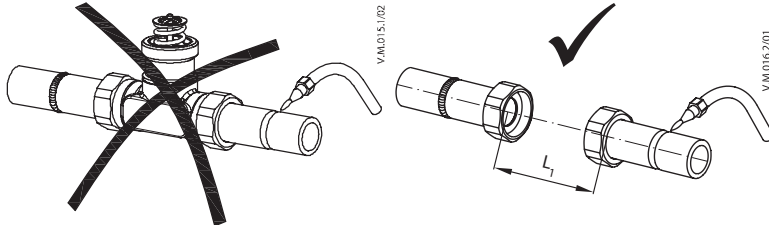
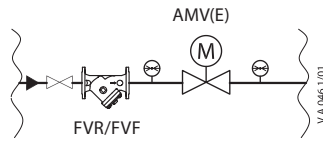
IP 54
AMV(E) 10



VS 2



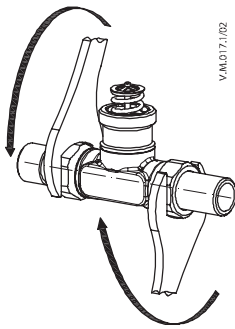
P.M.138.1/01



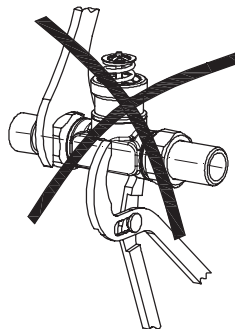
V.A.015.1/02

V.A.016.2/01

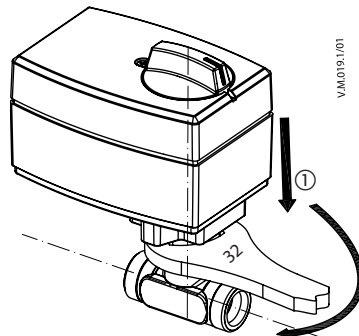
DN	L ₁
	mm
15	69
20	74
25	79



V.A.017.1/02

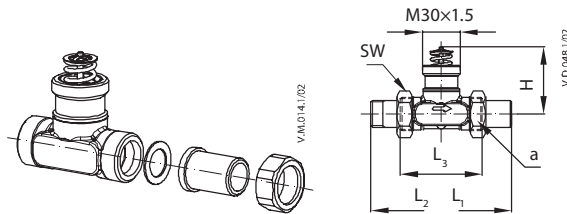


V.A.018.1/02



V.A.019.1/03

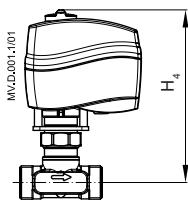
② (max. 25 Nm)



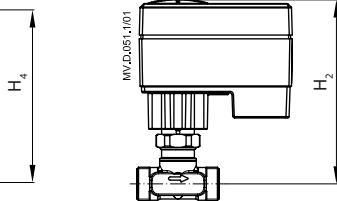
V.A.014.1/02

V.D.048.1/02

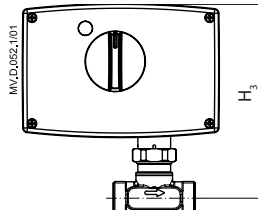
DN	L ₁	L ₂	L ₃	H	a	SW
	mm				ISO 228/1	(mm)
15	139	131	65	54	G ¾A	32
20	154	142	70	58	G 1A	41
25	159	159	75	58	G 1¼A	46



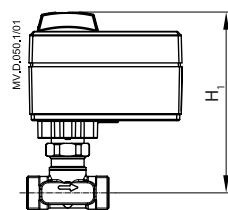
MV.D.001.1/01



MV.D.051.1/01



MV.D.062.1/01



MV.D.050.1/01

AMV 150 +
VS 2 DN 15

AMV(E) 13 +
VS 2 DN 15-25

AMV(E) 20/30, 23/33 +
VS 2 DN 15-25

AMV(E) 10 +
VS 2 DN 15-25

DN	H ₁	H ₂	H ₃	H ₄
	15	142	145	155
20	149	152	162	-
25	155	158	168	-

Type	AMV 150	AMV 10/13	AME 10/13	AMV(E) 20/23	AMV(E) 30/33
VS 2 DN 15	•	•	-	-	-
VS 2 DN 20	-	•	•	•	•
VS 2 DN 25	-	•	•	•	•

Danfoss can accept no responsibility for possible errors in catalogues, brochures and other printed material. Danfoss reserves the right to alter its products without notice. This also applies to products already on order provided that such alterations can be made without consequential changes being necessary in specifications already agreed. All trademarks in this material are property of the respective companies. Danfoss and the Danfoss logotype are trademarks of Danfoss A/S. All rights reserved.