



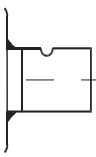
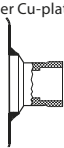
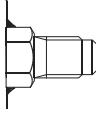
Installation guide

ELIMINATOR® Hermetic filter drier Type DML / DMLE / DCL / DCLE

023R9514

023R9514

Refrigerants: A1: R134a, R404A, R407C, R507, R22, R410A. A2L: R32, R444B, R452B, R454B, R1234yf. A3: R290, R600a. For other refrigerants, please contact Danfoss representative.	Temperature range:  T _{min} : -40 °C / -40 °F T _{max} : 70 °C / 160 °F
---	--

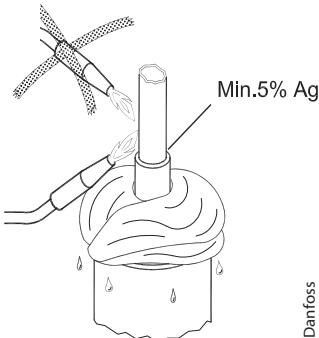
Connector type	Filter size (cu.in)	Connector size (DML/DCL)	PS / MWP
 Solder pure copper	DML/DCL: 1.5, 03, 05, 08, 16, 30, 38, 60. DMLE/DCLE: 1.5, 03, 05, 08, 16, 30, 60	DML/DCL: 1/4" - 1 1/8" ODM / ODF DMLE/DCLE: 1/4" - 1 1/8" ODF"	DML/DCL : 46 bar (667 psig) DMLE/DCLE : 50 bar (725 psig)
	DML/DMLE/DCL/DCLE: 41 cu.in	DML/DCL: 1/2 - 5/8" ODF DMLE/DCLE: 1/2 - 1 1/8" ODF	
	DML/DMLE/DCL/DCLE: 75 cu.in	DML/DCL: 3/4" - 1 1/8" ODM / ODF DMLE/DCLE: 7/8" - 1 1/8" ODF	DML/DCL : 35 bar (500 psig) DMLE/DCLE : 50 bar (725 psig)
 Solder Cu-plated	DML/DMLE/DCL/DCLE: 3 to 60 cu.in	DML/DCL: 1/4" - 1 1/8" ODM / ODF DMLE/DCLE: 1/4" - 1 1/8" ODF	DML/DCL : 46 bar (667 psig) DMLE/DCLE : 50 bar (725 psig)
	DML/DMLE/DCL/DCLE: 75 cu.in	DML/DCL: 7/8" - 1 1/8" ODF DMLE/DCLE: 7/8" - 1 1/8" ODF	
 Flare, Flare O-ring and Face seal	DML/DCL: 3 to 60 cu.in DMLE/DCLE: 05, 08 cu.in	DML/DCL: 1/4" - 3/4" DMLE/DCLE: 1/4" ; 3/8"	DML/DCL : 46 bar (667 psig) DMLE/DCLE : 50 bar (725 psig) A3 Refrigerants shall not be used



Solder connectors (cu-plated / pure copper) with a diameter below 25 mm are approved for A3 refrigerants.
 Connection sizes below 25mm are approved for A2L.
 Filter size of 75 cu.in shall not be used with A3 refrigerants.



Keep flames away from body



- Customer best practices will still be needed:
- *Use wet wrap when installing.
 - *Brazed the joints
 - *Let them cool down
 - *Clean the welding area after the installation (remove remaining flux with a brush)
 - *This is an important operation and needs to be done with great care to remove all remaining flux.
 - *Paint/Anti-corrosive needs to cover all open steel parts, areas where the black original paint has been burnt due to brazing and at least 3 cm approx of the copper tube
 - *Paint the joints twice

