



Fact sheet

# Termix One-B-FI

Instantaneous water heater for flats, single-family houses and small apartment buildings with up to 4 flats



## Application

The Termix One is an instantaneous water heater featuring superb heat extraction and high performance. The Termix One is suitable for flats, single-family houses as well as for small apartment buildings with up to 4 apartments. The water heater is available in two sizes, either for 1 apartment or for 1-4 apartments. The Termix One is applicable for decentralized heating systems – as well as for district heating networks with summer operation at low temperatures or changes in differential pressure. The Termix One heat exchanger cools the district heating water very efficiently, thereby creating a very good operation economy.

## Domestic hot water (DHW)

The domestic hot water is prepared in the heat exchanger and the temperature is regulated with a thermostatic control valve. The patented sensor accelerator accelerates the closing of the Danfoss AVTB valve and protects the heat exchanger against overheating and lime scale forma-

tion. The sensor accelerator and AVTB valve also works as a bypass keeping the house supply line warm. This shortens the waiting periods during summer when the heating system is in reduced operation. The sensor accelerator helps to ensure a stable hot water temperature by varying loads, flow temperatures and differential pressure without the need for readjusting the valve. There is no additional pressure loss on the secondary side of the DHW heat exchanger with a thermostatic control. Therefore this type of regulation can be used by low pressure on the in the cold water mains.

## Construction

All pipes are made of stainless steel. The connections are made by nuts and gaskets. The Termix One comes with a complete fully insulated cover thus minimizing the heat loss both during tapping of domestic hot water but also in standby mode.

## FEATURES AND BENEFITS

- Instantaneous water heater
- DHW regulation with an accelerated thermostatic control
- Capacity: up to 29 – 45 kW on DHW
- DHW in sufficient quantity
- Operates independently of differential pressure and flow temperature
- Minimum space required for installation
- Pipes and plate heat exchanger made of stainless steel
- Minimized risk of lime scale and bacteria formation
- Low heat loss

**ЮГОВ -Проект**  
ІНЖЕНЕРНО-ВИРОБНИЧЕ ПІДПРИЄМСТВО

Офіційний дистриб'ютор  
Danfoss в Україні

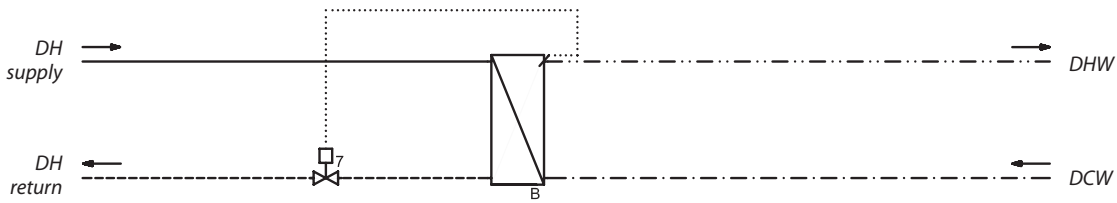


ugov.ua

CIRCUIT DIAGRAM – EXAMPLE

Termix One-B with complete insulation

- B Plate heat exchanger DHW
- 7 Thermostatic valve



**Technical parameters:**

Nominal pressure: PN 16  
 DH supply temperature:  $T_{max} = 120\text{ °C}$   
 DCW static pressure:  $p_{min} = 0,5\text{ bar}$   
 Brazing material (HEX): Copper

**Weight:** 10 – 12 kg (incl. packing)

**Dimensions (mm):** H435 x W355 x D 195 (type 1+2)

**Connections sizes:**

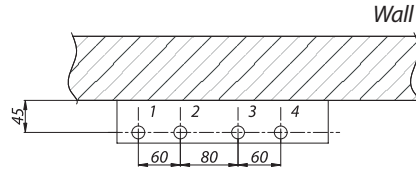
DH + DCW + DHW: G 3/4" (ext. thread)

**Connections:**

- 1 Domestic cold water (DCW)
- 2 Domestic hot water (DHW)
- 3 District heating (DH) supply
- 4 District heating (DH) return

**Options:**

- Booster pump (increases DH flow)
- Safety valve and non-return valve (10 bar)
- Safety valve with thermostatic circulation set
- Thermostatic circulation set
- Non-return and pressure equalizer (GTU)



Seen from above

DHW: CAPACITY EXAMPLES, 10°C/50°C

Substation type	DHW capacity [kW]	Supply flow primary [°C]	Return flow primary [°C]	Pressure loss primary [kPa]	Flow rate secondary [l/h]	Substation type	DHW capacity [kW]	Supply flow primary [°C]	Return flow primary [°C]	Pressure loss primary [kPa]	Flow rate secondary [l/h]
Type 1	29,3	60	23,0	20	630	Type 2	34,7	60	24,4	20	744
w/AVTB 15	38,2	60	25,2	45	822	w/AVTB 20	47,1	60	26,8	45	1014
1 household	37,8	70	20,0	20	816	up to 4 households	45,1	70	21,3	20	972

Gemina Termix A/S • Member of the Danfoss Group  
 danfoss.com • +45 9714 1444 • mail@termix.dk

All information, including, but not limited to information on selection of product, its application or use, product design, weight, dimensions, capacity or any other technical data in product manuals, catalogues descriptions, advertisements, etc. and whether made available in writing, orally, electronically, online or via download, shall be considered informative, and is only binding if and to the extent, explicit reference is made in a quotation or order confirmation. Danfoss cannot accept any responsibility for possible errors in catalogues, brochures, videos and other material. Danfoss reserves the right to alter its products without notice. This also applies to products ordered but not delivered provided that such alterations can be made without changes to form, fit or function of the product.  
 All trademarks in this material are property of Danfoss A/S or Danfoss group companies. Danfoss and the Danfoss logo are trademarks of Danfoss A/S. All rights reserved.