



New perspectives with  
Danfoss Saginomiya Small Solenoid Valves



Compact and Versatile



**NEV, VPV Small Solenoid Valves**

- Compact and light-weight design
- Available for R407C, R134a, R404A, R410A, R22
- Wide production line-up for various applications
  - Normally Open Types / Normally Closed Types
  - Direct Type / Pilot Type
- High build quality
- Different pipe configurations
- Installation in machines where space is at premium
- Wide range of coils available
- UL approved models

## GENERAL DESCRIPTION AND APPLICATIONS

NEV and VPV solenoid valves are compact and light-weight solenoid valves designed for applications where space is at a premium. They are typically applied in:

- dehumidifiers
- vending machines
- ice making machines
- air-conditioners

The valves are available with different pipe bends, thus saving the cost of additional operations. The most commonly used models are with a 90° angle configuration.

The NEV models have established a renowned and leading position in Europe.

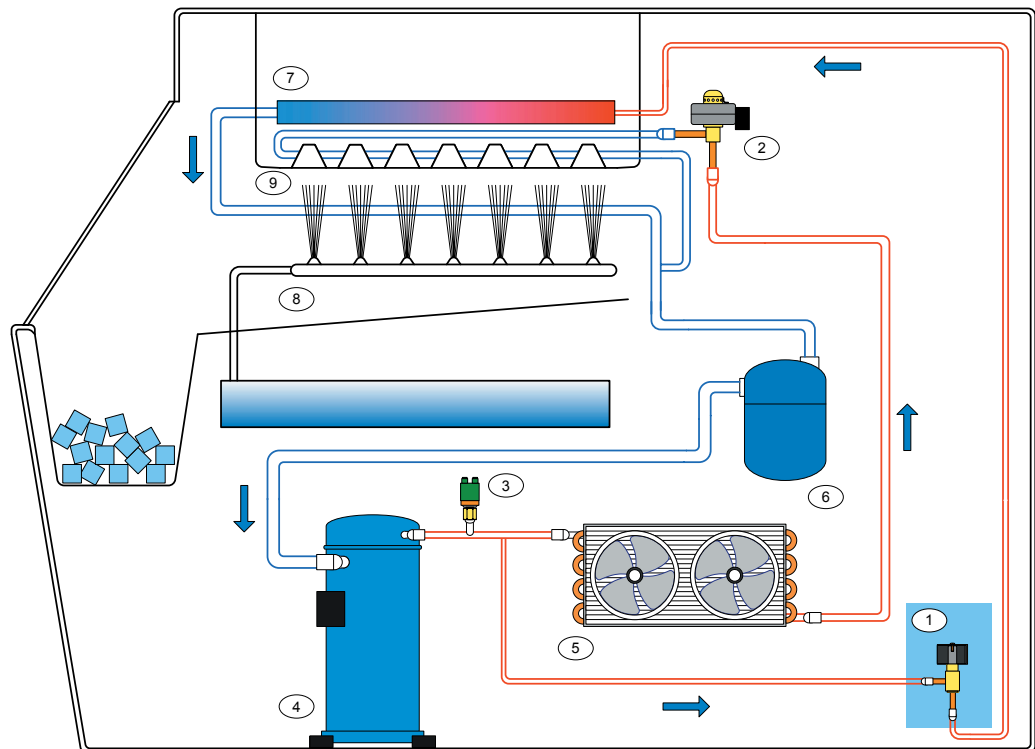


NEV-603DXF with coil

## EXAMPLE OF APPLICATION

### Description:

1. Small solenoid valve
2. Expansion valve
3. High pressure switch
4. Compressor
5. Condenser
6. Receiver
7. Defrost manifold
8. Water spray
9. Ice-cube mold



## MAIN FEATURES

Type	NEV	VPV
Max. Working Pressure	33 bar	41.5 bar
Water Test Pressure (with water pressure)	49.5 bar	62.3 bar
Airtight Test Pressure (with air pressure)	33 bar	41.5 bar
Allowable Ambient Temperature	-30 to 50°C (-20 to 50°C for UL)	-30 to 50°C
Fluid Temperature	-30 to 120°C	
Ambient Humidity	Less than 95% R.H.	

## TECHNICAL DATA AND SELECTION CRITERIA (NEV NORMALLY CLOSED TYPES)

Type	Code number	Connection	Kv [m³/h]	Port size [mm]	O.P.D. [bar]		Valve type** [pipe configuration]	Pcs per box				
					Min	Max						
NEV-152DXF	061N2029	1/4"	0.06	1.50	0.00	20.60	1 [90°]	100				
NEV-202DXF	061N2001						2 [90°]	200				
NEV-202DXF	061N2039		0.08	1.90			7a [n type]	100				
NEV-202DXF@3	061N2030						8a [c type]	100				
NEV-202DXF@17	061N2026						9a [s type]	100				
NEV-202DXFQ79	061N2031						0.16	2.70	2 [90°]	100		
NEV-272DXF	061N2032								7a [n type]	100		
NEV-272DXFQ5	061N2033								8a [c type]	100		
NEV-272DXFQ6	061N2034		9a [s type]	100								
NEV-272DXFQ7	061N2035		5/16"	0.56			5.80	20.60	3 [90°]	100		
NEV-603DXF	061N2043	20										
NEV-603DXF	061N2040	7b [n type]			100							
NEV-603DXF@5	061N2036	8b [c type]			100							
NEV-603DXFQ33	061N2037	9b [s type]			100							
NEV-603DXFQ35	061N2038	3/8"			1.28	7.80			0.10	20.60 (regular) 9.80 (reverse)	4 [90°]	100
NEV-803DXF	061N2016										10	
NEV-803DXF	061N2041	1/2"			2.56	11.0			0.15	20.60	5 [90°]	80
NEV-1204DXF	061N2011	1/4"			0.08	1.90			0.00		2 [90°]	200
NEV-202DXFU*	061N2023	5/16"			0.56	5.80					3 [90°]	100
NEV-603DXFU*	061N2015											

\*UL approved, \*\* see page 4

O.P.D.: Operating Pressure Differential (by air pressure)

## TECHNICAL DATA AND SELECTION CRITERIA (VPV NORMALLY CLOSED TYPES)

Type	Code number	Connection	Kv [m³/h]	Port size [mm]	O.P.D. [bar]		Valve type** [pipe configuration]	Pcs per box
					Min	Max		
VPV-152D	061N1055	1/4"	0.06	1.50	0.00	36.00	1 [90°]	100
VPV-202DQ50	061N1056		0.08	1.90			28.00	2 [90°]
VPV-303DU1*	061N1068	5/16"	0.18	3.00	0.05	36.00	3 [90°]	100
VPV-603D	061N1029	5/16"	0.56	5.80	0.05	36.00	3 [90°]	100
VPV-803DQ50	061N1039	3/8"	1.28	7.80	0.10	27.50 (regular) 9.80 (reverse)	4 [90°]	100
VPV-1204DQ50	061N1057	1/2"	2.56	11.00	0.15	27.50	5 [90°]	50

\*UL approved, \*\* see page 4

O.P.D.: Operating Pressure Differential (by air pressure)

## TECHNICAL DATA AND SELECTION CRITERIA (NEV & VPV NORMALLY OPEN TYPES)

Type	Code number	Connection	Kv [m³/h]	Port size [mm]	O.P.D. [bar]		Valve type** [pipe configuration]	Pcs per box
					Min	Max		
NEV-L202DXF@3	061N2018	1/4"	0.05	1.8	0.0	20.6	6 [straight]	200
NEV-L202DXFU@3*	061N2024							200
VPV-L202D	061N1058							100

\*UL approved, \*\* see page 4

O.P.D.: Operating Pressure Differential (by air pressure)

## SPECIFICATION FOR COILS

Type	Code number	Voltage [V AC]	Frequency [Hz]	Cable [mm]	Watts [50 Hz]	Pcs per box	
NEV-MOAB500S1	061N4059	24	50/60	600	7	100	
NEV-MOAD513UB1*	061N4052	110				100	
NEV-MOAJ502B1	061N4015	240				100	
NEV-MOAJ502B1	061N4062	240	1000	10			
NEV-MOAJ503C1	061N4000	220-240		50		100	
NEV-MOAJ503C1	061N4061					10	
NEV-MOAJ525UT1*	061N4054		100				
VPV-MOAJ503B1***	061N4023		100				
VPV-MOAB521S1	061N4060		24			50/60	8
VPV-MOAI523UT1*	061N4085		220-230		100		

\*UL approved

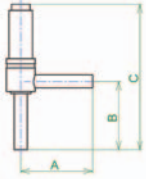
Note: Screw and washer packed

\*\*\* coil only for VPV-152D and VPV-603D



VALVE TYPES

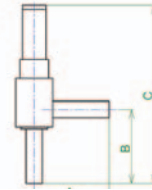
1 90° TYPE (direct type)



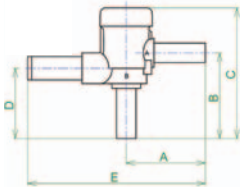
2 90° TYPE (direct type)



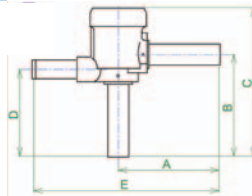
3 90° TYPE (pilot type I)



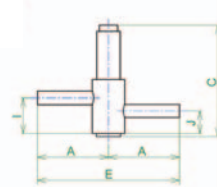
4 90° TYPE (pilot type II)



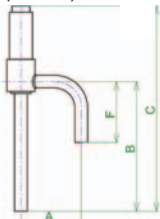
5 90° TYPE (pilot type II)



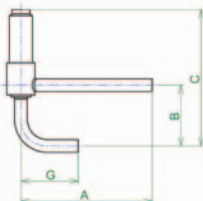
6 STRAIGHT TYPE (normally open)



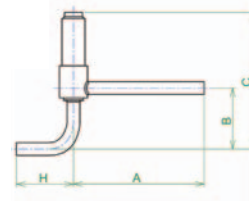
7 N TYPE (7a, 7b)



8 C TYPE (8a, 8b)



9 S TYPE (9a, 9b)



Valve type	Dimensions [mm]											O.D.*	t**
	A	B	C	D	E	F	G	H	I	J			
1	35	33	70.5	-	-	-	-	-	-	-	-	6.35	0.7
2	35	33	70.5	-	-	-	-	-	-	-			
3	36.5	36	86.5	-	-	-	-	-	-	-	7.94		
4	38.5	41.5	64	34	86.5	-	-	-	-	-	-	9.52	0.7
5	61.5	61.5	90	52.5	113.5	-	-	-	-	-	-	12.7	1
6	35	-	54	-	70	-	-	-	-	17	11	6.35	0.7
7a	30	63	100.5	-	-	41	-	-	-	-	-		
7b	43	64	114.5	-	-	28	-	-	-	-	-	7.94	0.8
8a	65	30	68	-	-	-	40	-	-	-	-	6.35	0.7
8b	64.5	30	80.5	-	-	-	39.5	-	-	-	-	7.94	0.8
9a	65	30	68	-	-	-	-	40	-	-	-	6.35	0.7
9b	64.5	38	88.5	-	-	-	-	30	-	-	-	7.94	0.8

\* O.D.: outer diameter, \*\* t : pipewall thickness

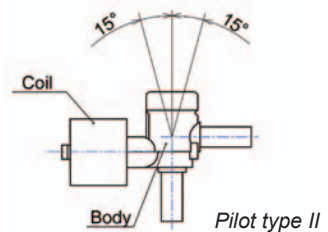
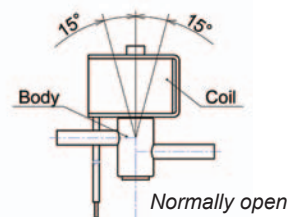
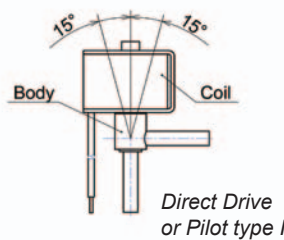
CAUTIONS FOR INSTALLATION

1. SOLDERING

Do not heat connections to a temperature higher than 200°C when soldering. Make sure the soldering is carried out without coils

2. MOUNTING POSITION

- for Direct Drive, Pilot Type I and Normally Open types, place coil vertically on the top (with +/- 15 ° tolerance)
- for Pilot Type II, place coil on the side with the piston vertically upwards (with +/- 15 ° tolerance). Coil should be horizontal or higher regardless of piston position.



Danfoss Saginomiya Sp. z o.o.  
 ul. Chrzanowska 5; 05-825 Grodzisk Mazowiecki Poland  
 Phone +48 (22) 7550 500, Fax +48 (22) 7550 505  
 info@danfoss-saginomiya.com, www.danfoss-saginomiya.com

Danfoss Saginomiya Sp. z o.o. can accept no responsibility for possible errors in catalogues, brochures and other printed material. Danfoss Saginomiya Sp. z o.o. reserves the right to alter its products without notice. This also applies to products already on order, provided that such alteration can be made without subsequential changes being necessary in specifications already agreed. All trademarks in this material are property of the respective companies. Danfoss Saginomiya and the Danfoss Saginomiya logotype are trademarks of Danfoss Saginomiya Sp. z o.o. All rights reserved.