

Installation guide

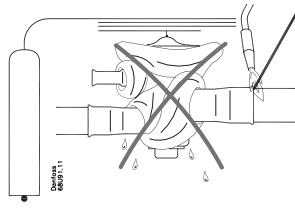
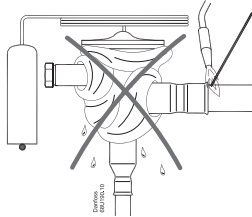
Thermostatic expansion valves

Type TU and TC

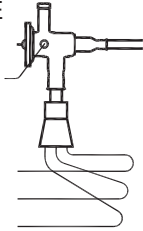
068R9543



068R9543

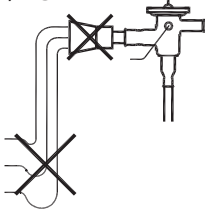


TUE / TCE



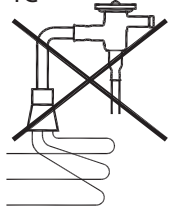
Danfoss
68U302.10

TUE / TCE



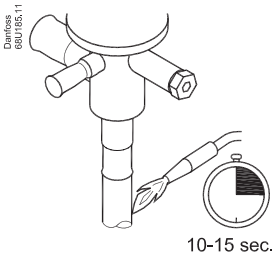
Danfoss
68U303.10

TU / TC



Danfoss
68U304.10

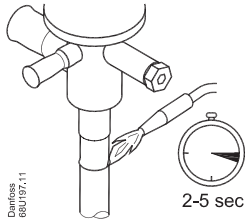
1



Danfoss
68U195.11

10-15 sec.

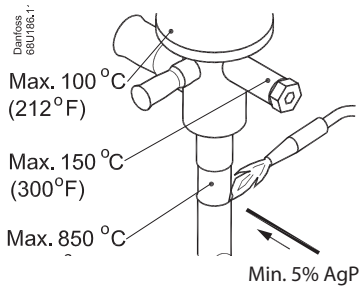
2



Danfoss
68U197.11

2-5 sec.

3



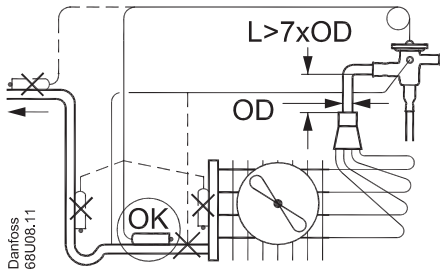
Danfoss
68U195.11

Max. 100 °C
(212 °F)

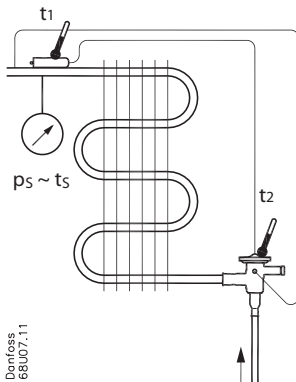
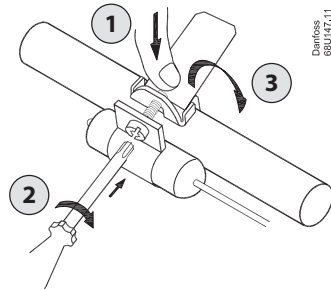
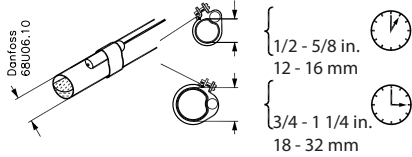
Max. 150 °C
(300 °F)

Max. 850 °C

Min. 5% AgP



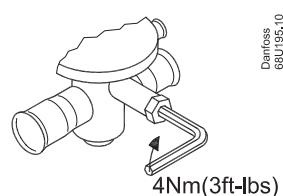
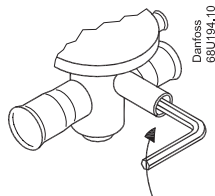
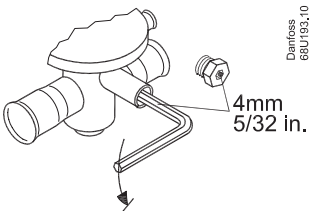
Danfoss
68U08.11



TU/TCMOP: $t_2 > t_1$
 Superheat SH = $t_1 - t_s$

Factory setting
 Static superheat:

N, B: 4 °C (7 °F)
 NMOP, NM: 4 °C (7 °F)
 BMOP: 4 °C (7 °F)



TU

R22 R407C	R134a R513A	R404A R507 R410A	ΔSS 1 ×
	N		2 °C (3.6 °F)
N	NM	N,B	2.5 °C (4.5 °F)
NM,B		NM	3 °C (5.4 °F)

TC

R22 R407C	R134a R513A	R404A R507	R410A	ΔSS 1 ×
	N			1 °C (1.8 °F)
N	NM	N,B	N,B	1.5 °C (2.7 °F)
NM,B		NM	NM	2 °C (3.6 °F)

Temperature ranges:

N = -40 - 10 °C / -40 - 60 °F

NM = -40 - -5 °C / -40 - 25 °F

B = -60 - -25 °C / -75 - -15 °F