



Installation guide

Shut-off ball valve

Type GBC 6s to GBC 79s

009R8518

009R8518

Refrigerants:

R134a, R22/R407C, R404A/R507, R407A, R407F, R410A, R448A, R449A, R452A, R513A, R450A, R1234ze
GBC 6s - GBC 25s can also be used for: R32, R454B, R452B, R290

For complete list of approved refrigerants, go to <http://products.danfoss.com/all-products/>

Temperature range:

GBC 6s - GBC 42s: -40 °C – 150 °C (short term for 150 °C) / -40 °F – 300 °F (short term for 300 °F)

For long term use in high temperature application, please consult Danfoss.

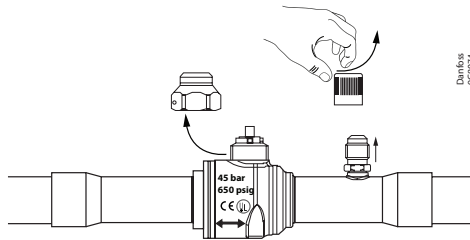
GBC 54s - GBC 79s: -40 °C – 121 °C / -40 °F – 250 °F

Max. working pressure: PS/MWP = 45 bar / 650 psig

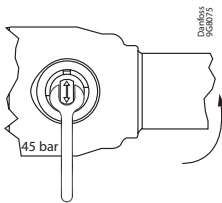


Warning: Applicable to all common non-flammable refrigerants, excluding R717 and to noncorrosive gases/liquids dependent on sealing material compatibility.
The design pressure shall not be less than the value outlined in Section 9.2 of ANSI/ASHRAE 15 for the refrigerant used in the system.

Remove cap and access cap (if present)

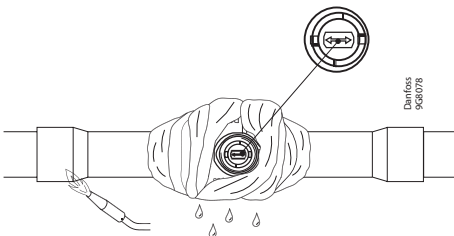


Opening valve

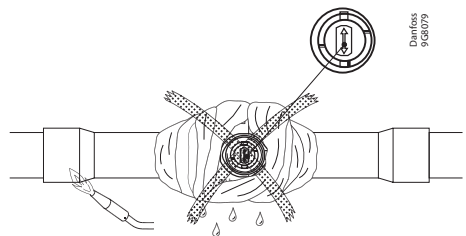


Valve size	Max. Torque	
	Nm	ft-lbs
6s - 22s	7	5.2
25s - 28s	17	12.6
32s - 35s	20	14.8
38s - 54s	34	25.2
67s - 79s RP	34	25.2
67s - 79s	60	44.2

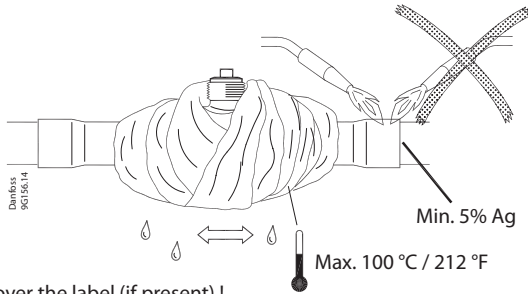
OPEN Position



CLOSED Position

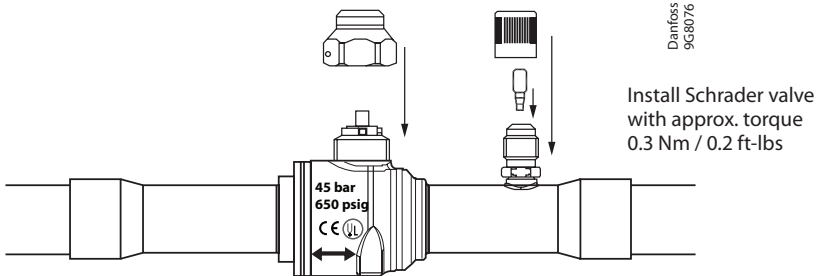


Brazing (Copper and Copper alloy)

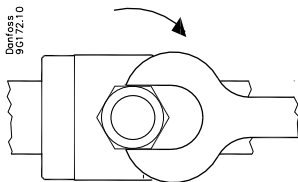


Wet cloth must cover the label (if present) !

Install Schrader valve (if present) and cap

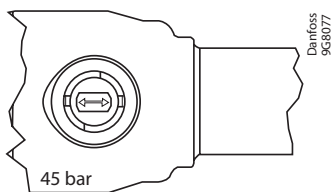


Tighten cap



Tighten the cap with approx. torque

Valve size	Max. Torque	
	Nm	ft-lbs
6s - 12s	10	7.4
16s - 22s	15	11.0
25s - 35s	20	14.8
42s - 79s	32	23.6



Fully closed



Fully open

